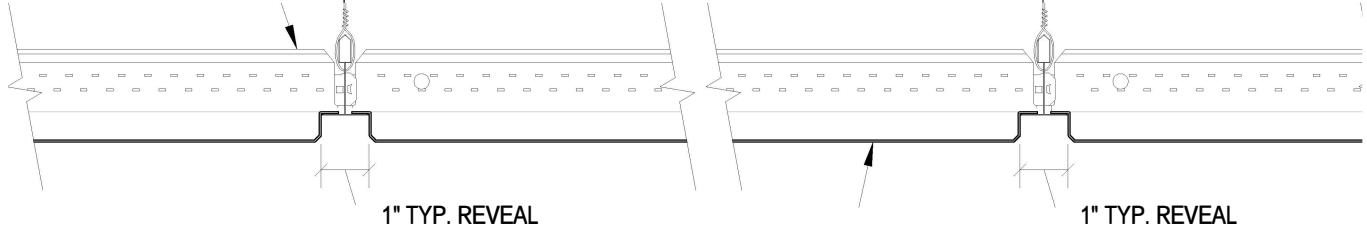


SUSPENSION
(BY OTHER)

$1\frac{5}{16}$ " H.D. T-GRID
(BY OTHER)

4" MIN. AIRSPACE
REQUIRED TO ACHIEVE
PUBLISHED NRC RATING

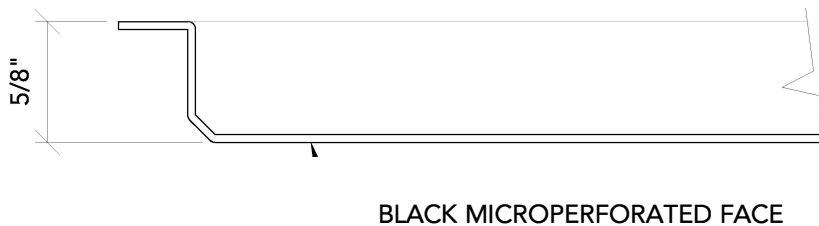
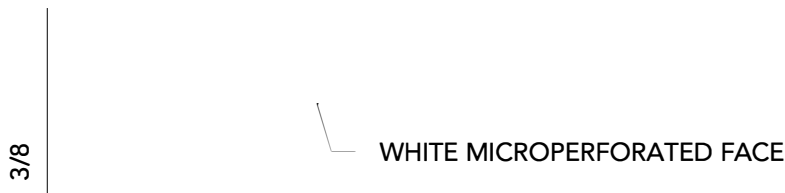


MICROPERF PANEL: $\frac{3}{8}$ " WHITE OR $\frac{5}{8}$ "
BLACK OPTIONS ($\frac{5}{8}$ " BLACK SHOWN)

1

TYPICAL SECTION

3" = 1'-0"



2

EDGE OPTIONS

1' = 1'-0"

Endure Acoustics

2209 Executive Dr.

Garland TX 75041

866.631.2221

EndureMaterials.com

MICROPERF (METAL) - TYPICAL SECTION & PANEL OPTIONS

SCALE: AS NOTED

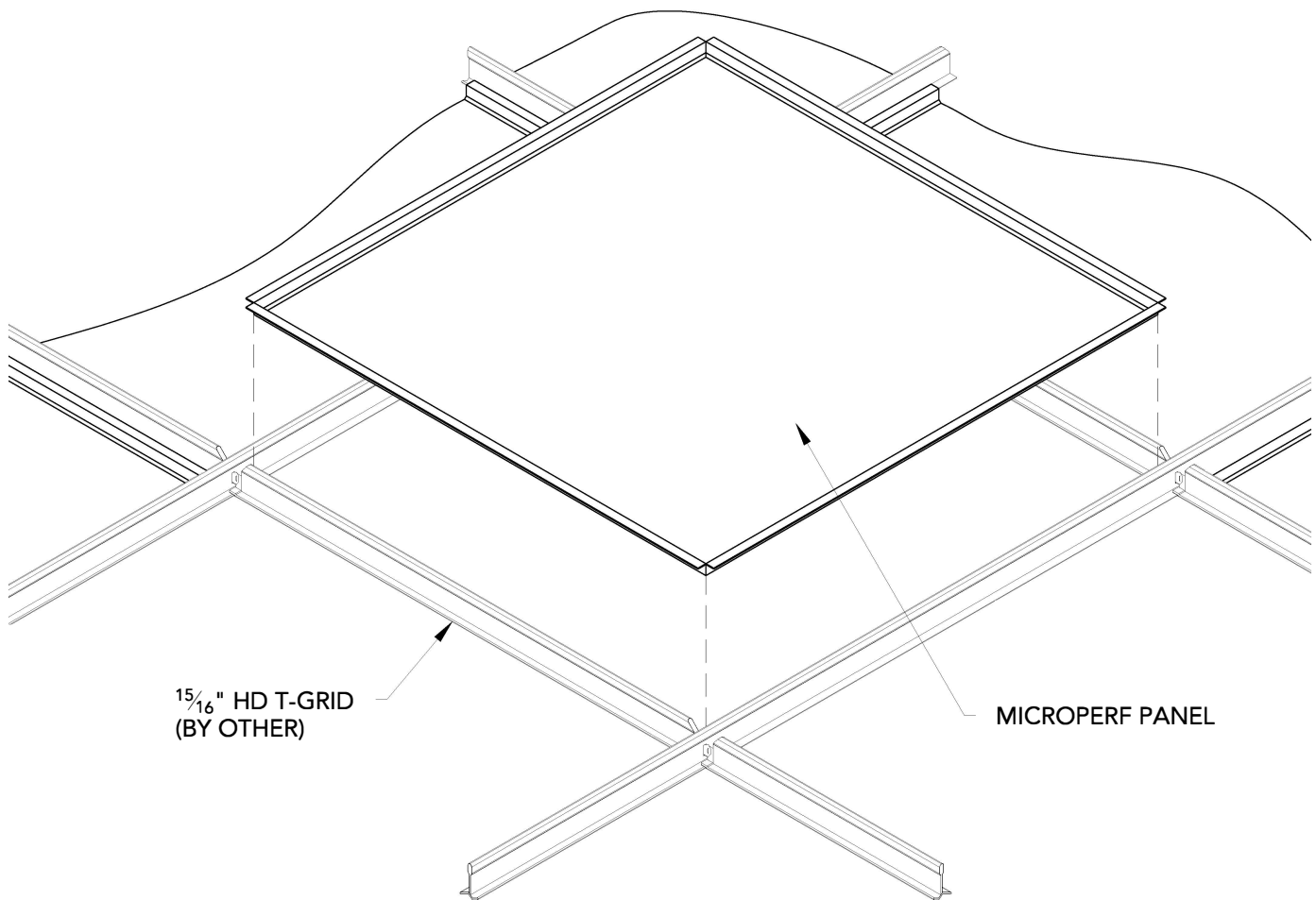
LAST REVISED: 5/17/2018

DO NOT SCALE DRAWING. FIGURED DIMENSIONS ARE TO BE FOLLOWED. READ THIS DRAWING IN CONNECTION WITH GENERAL ARCHITECTURAL PLANS, STRUCTURAL PLANS, AND OTHER RELATED DRAWINGS. THESE DRAWINGS REPRESENT ENDURE MATERIALS UNDERSTANDING AND INTERPRETATION OF THE ARCHITECTURAL DRAWINGS AND HOW THE PRODUCTS RELATE TO THE PROJECT.

SHEET NUMBER

1

DRAWN BY: BMH



1

SPLINED PANEL ISOMETRIC

1 1/2" = 1'-0"

Endure Acoustics

2209 Executive Dr.
Garland TX 75041
866.631.2221

EndureMaterials.com

MICROPERF (METAL) - ISOMETRIC

SCALE: AS NOTED

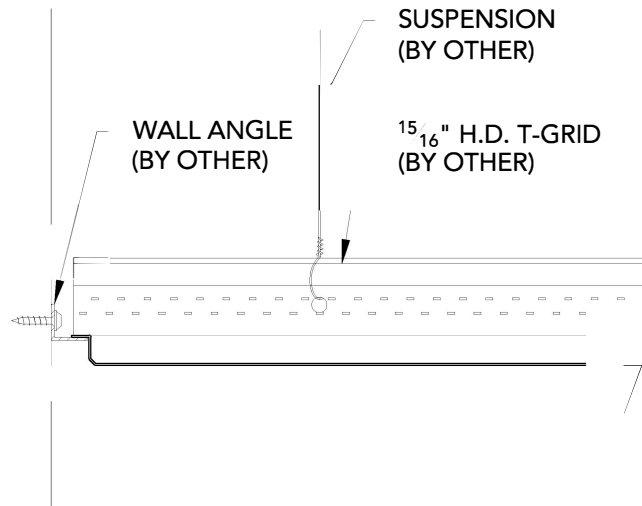
LAST REVISED: 5/17/2018

DO NOT SCALE DRAWING. FIGURED DIMENSIONS ARE TO BE FOLLOWED. READ THIS DRAWING IN CONNECTION WITH GENERAL ARCHITECTURAL PLANS, STRUCTURAL PLANS, AND OTHER RELATED DRAWINGS. THESE DRAWINGS REPRESENT ENDURE MATERIALS UNDERSTANDING AND INTERPRETATION OF THE ARCHITECTURAL DRAWINGS AND HOW THE PRODUCTS RELATE TO THE PROJECT.

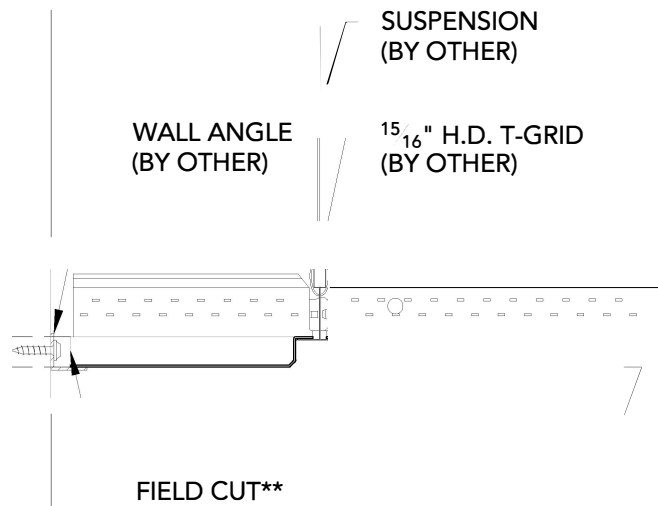
SHEET NUMBER

2

DRAWN BY: BMH



1 TYPICAL PERIMETER CONDITION
3" = 1'-0"



2 FIELD CUT PERIMETER CONDITION
3" = 1'-0"

**Endure
Acoustics**

2209 Executive Dr.
Garland TX 75041
866.631.2221
EndureMaterials.com

MICROPERF (METAL) - PERIMETER CONDITIONS

SCALE: AS NOTED

LAST REVISED: 5/17/2018

DO NOT SCALE DRAWING. FIGURED DIMENSIONS ARE TO BE FOLLOWED. READ THIS DRAWING IN CONNECTION WITH GENERAL ARCHITECTURAL PLANS, STRUCTURAL PLANS, AND OTHER RELATED DRAWINGS. THESE DRAWINGS REPRESENT ENDURE MATERIALS UNDERSTANDING AND INTERPRETATION OF THE ARCHITECTURAL DRAWINGS AND HOW THE PRODUCTS RELATE TO THE PROJECT.

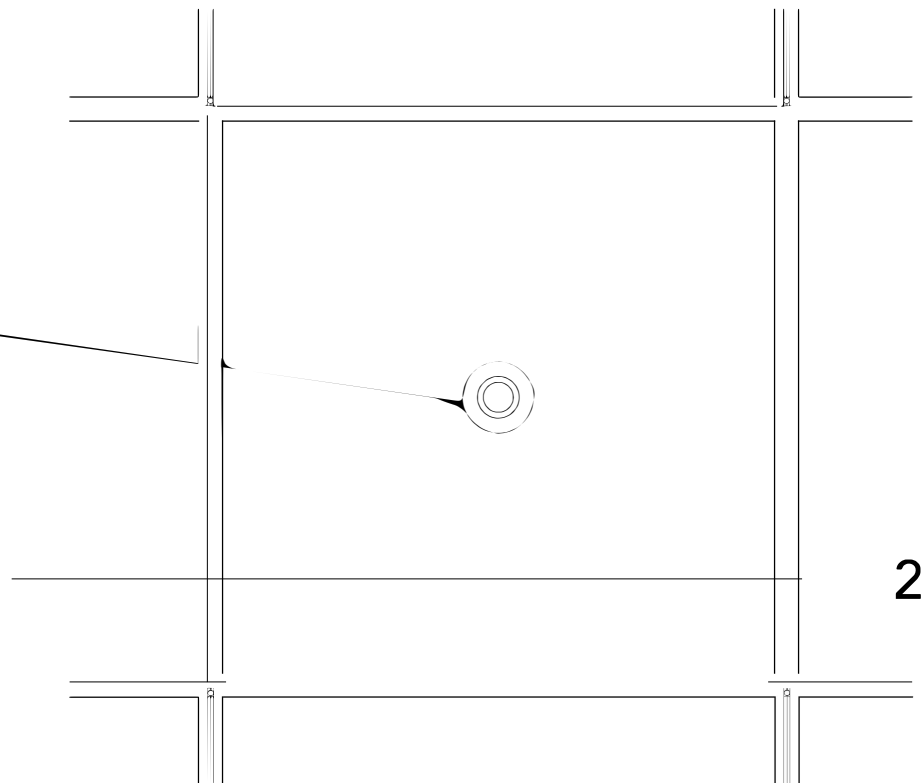
SHEET NUMBER

3

DRAWN BY: BMH

$1\frac{5}{16}$ " H.D. T-GRID (BY OTHER)

INDEPENDENTLY
SUPPORTED SPRINKLER:
FIELD CUT PENETRATION



2

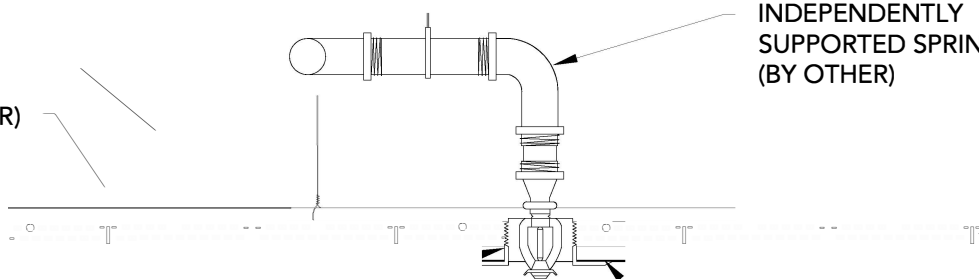
1

SPRINKLER PLAN

1 1/2" = 1'-0"

SUSPENSION (BY OTHER)

$1\frac{5}{16}$ " H.D. T-GRID (BY OTHER)



INDEPENDENTLY
SUPPORTED SPRINKLER
(BY OTHER)

FIELD CUT PENETRATION

TRIM RING (BY OTHER)

2

SPRINKLER SECTION

1 1/2" = 1'-0"

Endure Acoustics

2209 Executive Dr.

Garland TX 75041

866.631.2221

EndureMaterials.com

MICROPERF (METAL) - SPRINKLER HEAD DETAIL

SCALE: AS NOTED

LAST REVISED: 5/17/2018

DO NOT SCALE DRAWING. FIGURED DIMENSIONS ARE TO BE FOLLOWED. READ THIS DRAWING IN CONNECTION WITH GENERAL ARCHITECTURAL PLANS, STRUCTURAL PLANS, AND OTHER RELATED DRAWINGS. THESE DRAWINGS REPRESENT ENDURE MATERIALS UNDERSTANDING AND INTERPRETATION OF THE ARCHITECTURAL DRAWINGS AND HOW THE PRODUCTS RELATE TO THE PROJECT.

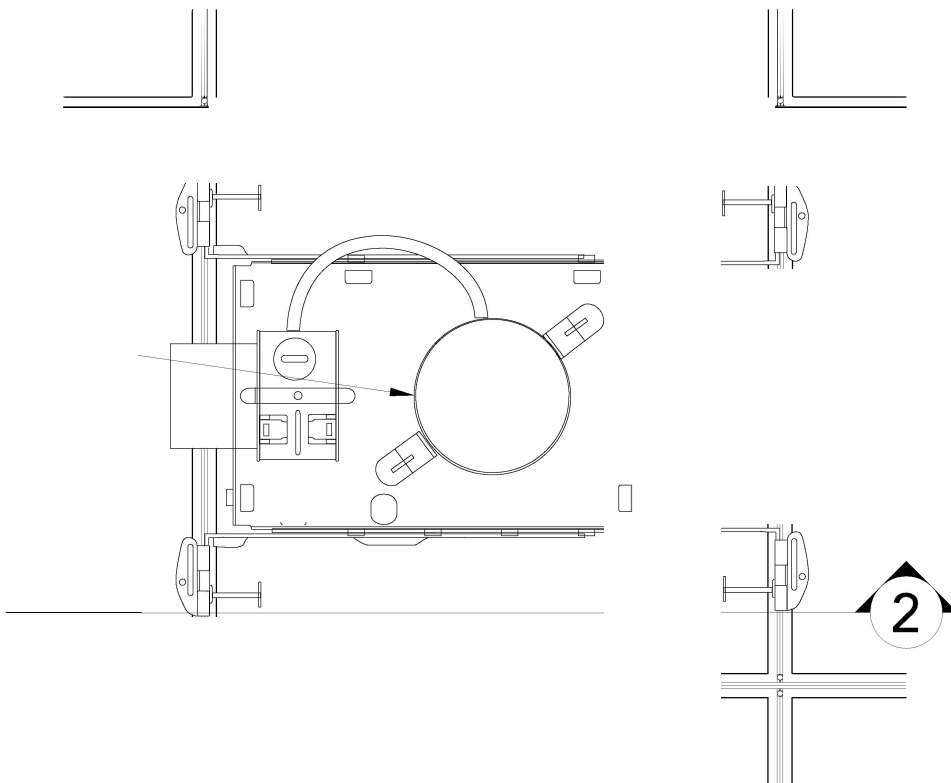
SHEET NUMBER

4

DRAWN BY: BMH

15/16" H.D. T-GRID (BY OTHER)

INDEPENDENTLY
SUPPORTED CAN LIGHT:
FIELD CUT PENETRATION



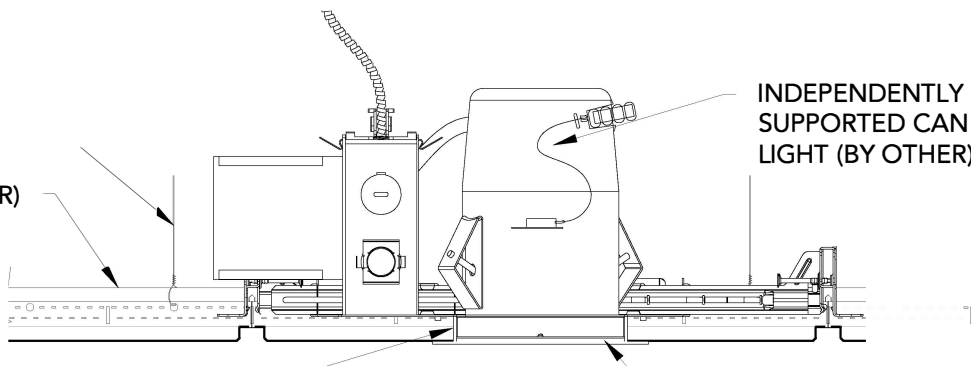
1

CAN LIGHT PLAN

1 1/2" = 1'-0"

SUSPENSION (BY OTHER)

15/16" H.D. T-GRID (BY OTHER)



FIELD CUT PENETRATION

TRIM RING (BY OTHER)

2

CAN LIGHT SECTION

1 1/2" = 1'-0"

Endure Acoustics

2209 Executive Dr.
Garland TX 75041
866.631.2221
EndureMaterials.com

MICROPERF (METAL) - CAN LIGHT DETAIL

SCALE: AS NOTED

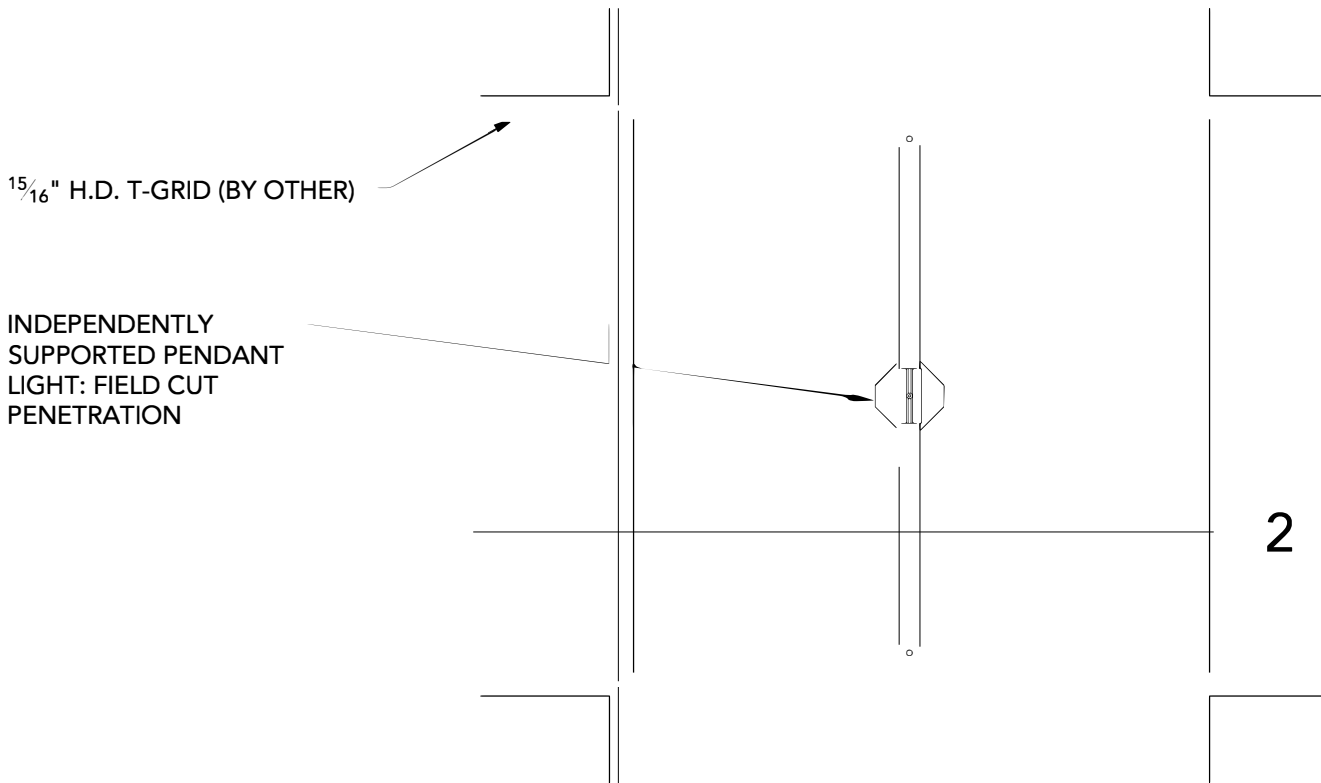
LAST REVISED: 5/17/2018

DO NOT SCALE DRAWING. FIGURED DIMENSIONS ARE TO BE FOLLOWED. READ THIS DRAWING IN CONNECTION WITH GENERAL ARCHITECTURAL PLANS, STRUCTURAL PLANS, AND OTHER RELATED DRAWINGS. THESE DRAWINGS REPRESENT ENDURE MATERIALS' UNDERSTANDING AND INTERPRETATION OF THE ARCHITECTURAL DRAWINGS AND HOW THE PRODUCTS RELATE TO THE PROJECT.

SHEET NUMBER

5

DRAWN BY: BMH

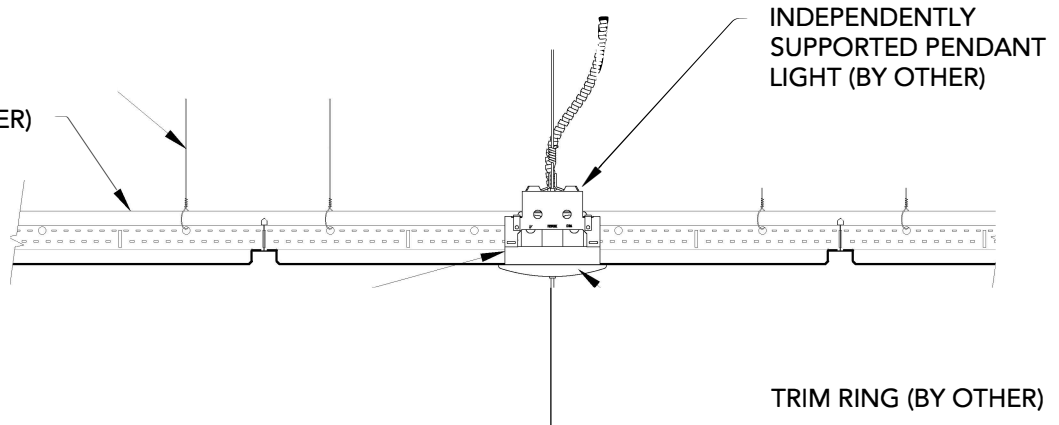


1 PENDANT LIGHT PLAN

1 1/2" = 1'-0"

SUSPENSION (BY OTHER)

15/16" H.D. T-GRID (BY OTHER)



FIELD CUT PENETRATION

TRIM RING (BY OTHER)

2 PENDANT LIGHT SECTION

1 1/2" = 1'-0"

Endure Acoustics

2209 Executive Dr.
Garland TX 75041
866.631.2221
EndureMaterials.com

MICROPERF (METAL) - PENDANT LIGHT DETAIL

SCALE: AS NOTED

LAST REVISED: 5/17/2018

DO NOT SCALE DRAWING. FIGURED DIMENSIONS ARE TO BE FOLLOWED. READ THIS DRAWING IN CONNECTION WITH GENERAL ARCHITECTURAL PLANS, STRUCTURAL PLANS, AND OTHER RELATED DRAWINGS. THESE DRAWINGS REPRESENT ENDURE MATERIALS UNDERSTANDING AND INTERPRETATION OF THE ARCHITECTURAL DRAWINGS AND HOW THE PRODUCTS RELATE TO THE PROJECT.

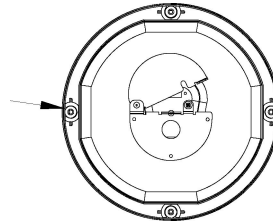
SHEET NUMBER

6

DRAWN BY: BMH

$1\frac{5}{16}$ " H.D. T-GRID (BY OTHER)

INDEPENDENTLY
SUPPORTED SPEAKER:
FIELD CUT PENETRATION



2

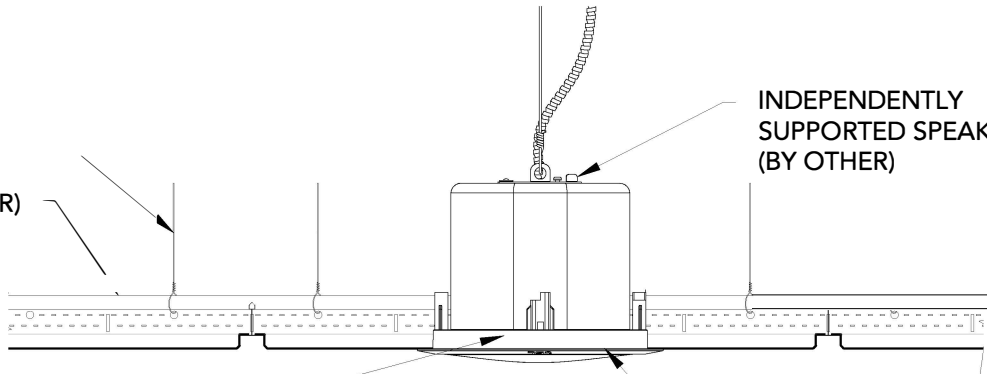
1

RECESSED SPEAKER PLAN

1 1/2" = 1'-0"

SUSPENSION (BY OTHER)

$1\frac{5}{16}$ " H.D. T-GRID (BY OTHER)



INDEPENDENTLY
SUPPORTED SPEAKER
(BY OTHER)

FIELD CUT PENETRATION

TRIM RING (BY OTHER)

RECESSED SPEAKER SECTION

1 1/2" = 1'-0"

Endure Acoustics

2209 Executive Dr.
Garland TX 75041
866.631.2221
EndureMaterials.com

MICROPERF (METAL) - RECESSED SPEAKER DETAIL

SCALE: AS NOTED

LAST REVISED: 5/17/2018

DO NOT SCALE DRAWING. FIGURED DIMENSIONS ARE TO BE FOLLOWED. READ THIS DRAWING IN CONNECTION WITH GENERAL ARCHITECTURAL PLANS, STRUCTURAL PLANS, AND OTHER RELATED DRAWINGS. THESE DRAWINGS REPRESENT ENDURE MATERIALS UNDERSTANDING AND INTERPRETATION OF THE ARCHITECTURAL DRAWINGS AND HOW THE PRODUCTS RELATE TO THE PROJECT.

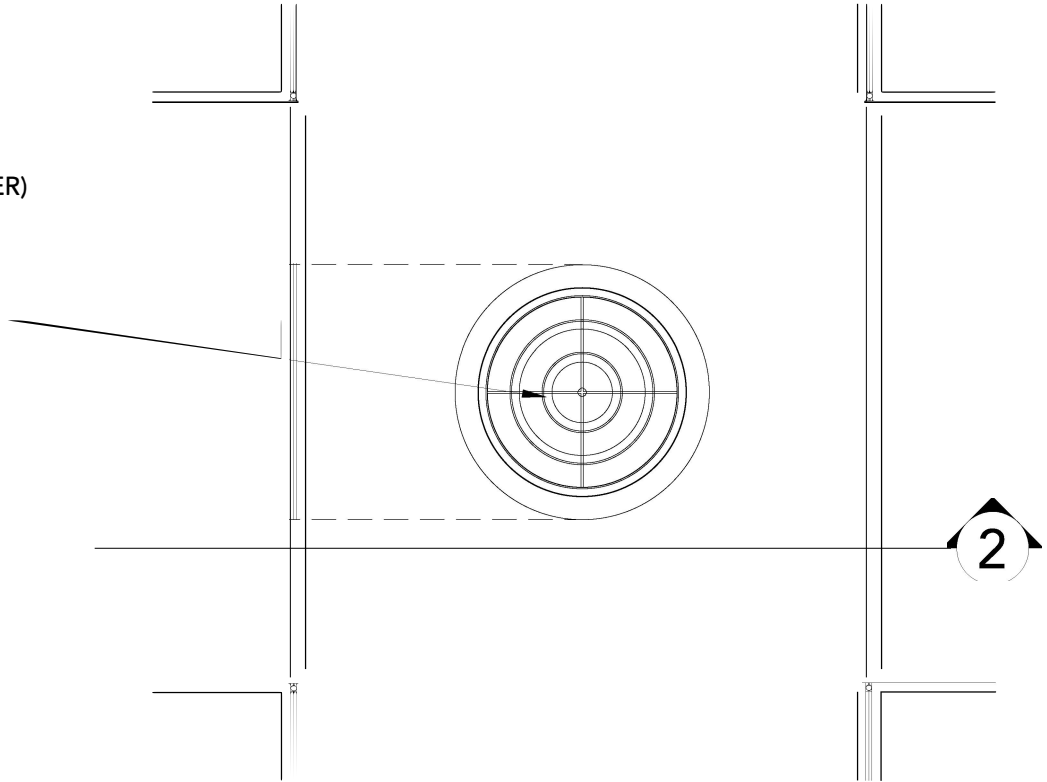
SHEET NUMBER

7

DRAWN BY: BMH

$1\frac{5}{16}$ " H.D. T-GRID (BY OTHER)

INDEPENDENTLY
SUPPORTED SPRINKLER:
FIELD CUT PENETRATION



1

DIFFUSER PLAN

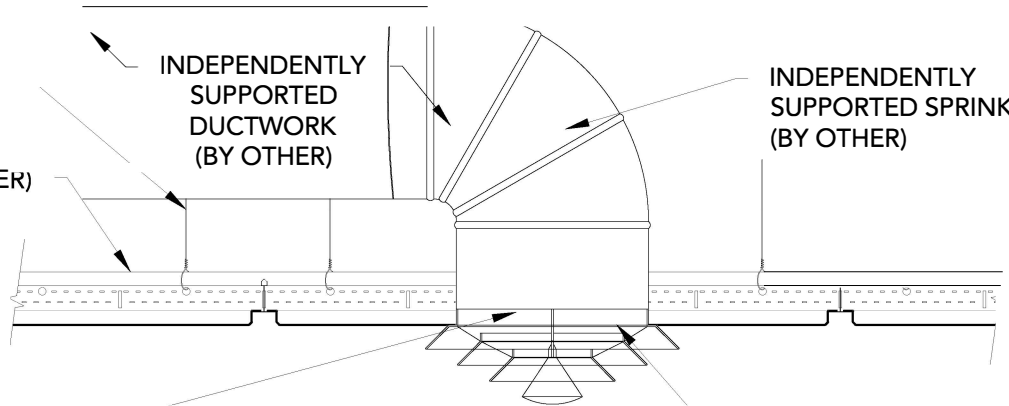
1 1/2" = 1'-0"

SUSPENSION (BY OTHER)

$1\frac{5}{16}$ " H.D. T-GRID (BY OTHER)

INDEPENDENTLY
SUPPORTED
DUCTWORK
(BY OTHER)

INDEPENDENTLY
SUPPORTED SPRINKLER
(BY OTHER)



FIELD CUT PENETRATION

TRIM RING (BY OTHER)

2

DIFFUSER SECTION

1 1/2" = 1'-0"

Endure Acoustics

2209 Executive Dr.

Garland TX 75041

866.631.2221

EndureMaterials.com

MICROPERF (METAL) - DIFFUSER DETAIL

SCALE: AS NOTED

LAST REVISED: 5/17/2018

DO NOT SCALE DRAWING. FIGURED DIMENSIONS ARE TO BE FOLLOWED. READ THIS DRAWING IN CONNECTION WITH GENERAL ARCHITECTURAL PLANS, STRUCTURAL PLANS, AND OTHER RELATED DRAWINGS. THESE DRAWINGS REPRESENT ENDURE MATERIALS' UNDERSTANDING AND INTERPRETATION OF THE ARCHITECTURAL DRAWINGS AND HOW THE PRODUCTS RELATE TO THE PROJECT.

SHEET NUMBER

8

DRAWN BY: BMH